



The Home Office
European Union Settlement Scheme
Grant Funding
Kingston VCS engagement meeting
22 November 2018



OVERVIEW OF THE EU SETTLEMENT SCHEME (EUSS)

- **EU citizens and their family members in the UK** will need to apply to secure their rights through a **simple digital system** to get **settled status** or **pre-settled status**
- The **EUSS application process** will be as **quick** and **user-friendly** as possible. We'll use **existing government data** to reduce the amount of evidence they will need to provide
- The settlement scheme will **open fully** by **30 March 2019** and the deadline for applying will be **30 June 2021**, in line with the **draft Withdrawal Agreement**. EU citizens may be able to apply after this date if they are joining a family member with settled or pre-settled status in the UK

Key eligibility requirements:



EU citizens or family members



Arrived in the UK before 31 December 2020, or family members



Not a serious or persistent criminal or public security risk

Why it is important that we support local EU Citizens to apply for Settled/Pre-settled status

Getting settled or pre-settled status under the EU Scheme means EU citizens can continue to live and work in the UK after 31 December 2020.

The rights with settled or pre-settled status:

- Work in the UK
- Use the NHS
- Enrol in education or continue studying
- Access public funds such as benefits and pensions
- Bring family members to the UK after 31 December 2020
- Travel in and out of the UK



HOW TO APPLY TO THE SETTLEMENT SCHEME

Application process



1. Proof of identity

- Verify proof of identity and nationality by scanning a passport or EU national identity card and uploading a facial photograph.
- Alternatively, documentation may be sent by post.

2. Proof of residence

- Confirm proof of residence in the UK by providing a National Insurance number, if available.
- Alternatively, other documentation may be provided.

3. Criminality check

- Complete the criminality check by declaring any criminal convictions.

Application fees will be £65 and £32.50 for children under 16 years. It will be free for those with valid documented permanent residence or valid indefinite leave to remain or enter, and also for looked after children.

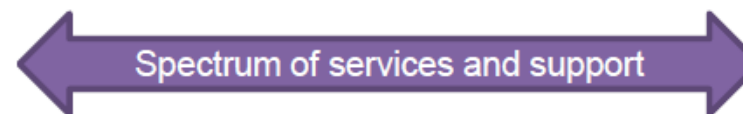


AN OVERVIEW OF THE GRANTS SCHEME

- Up to **£9m in funding** will be awarded in **FY19/20** through open competition to multiple bidders
- Our aim is to ensure grants are awarded across the UK so that funds are provided where support is **most needed**. We will also aim to ensure that organisations who support a **range of vulnerable or at risk groups, nationalities** and **geographical coverage** are considered

Examples of support activities and services that organisations may want to use the funding for:

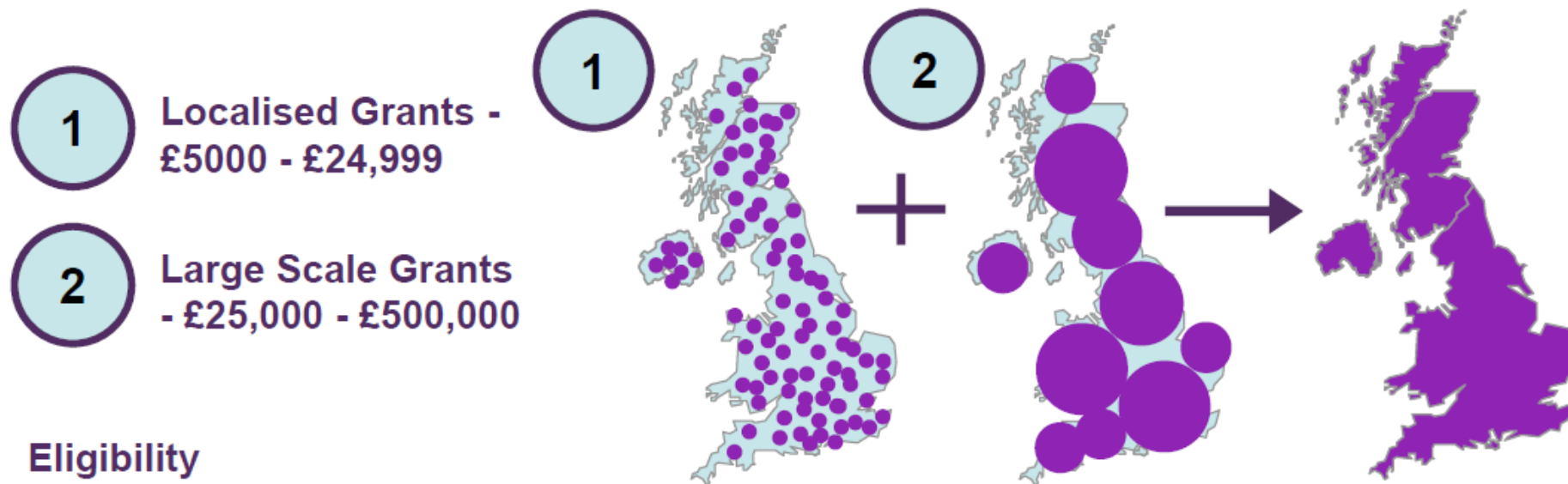
- ➔ Awareness raising
- ➔ Information provision
- ➔ Drop-in sessions
- ➔ Signposting
- ➔ Language support
- ➔ Upskill local organisations
- ➔ Equipment/digital provision
- ➔ End-to-end service
- ➔ Immigration advice





AN OVERVIEW OF THE GRANTS SCHEME

There are currently two proposed levels of award:



Eligibility

- Charities, NGOs, NPOs, PVOs, Civic Groups, Community Foundations, Community Organisations, Religious Organisations, Social Enterprise, Support Group, CIC
- Applications of no more than 25% of organisation's annual income
- Consortia or partnership applications eligible for up to 25% of combined income
- Organisations should ensure they are qualified to provide the level of support they are proposing in their application



WHAT ARE THE INTENDED HIGH LEVEL STRATEGIC OUTCOMES



Provision of **practical support** to vulnerable or at risk EU citizens in **completing their Settlement Scheme application**



Support will be given across all the **diverse range of vulnerable or at risk citizens** who may need it, including vulnerable citizens who are **unable to access existing services locations**



Ensure an **inclusive approach** to dealing with vulnerable or at risk citizens. e.g. signposting or referral to other organisations who can give support



Ensure **complete geographical coverage across the UK**, so that support is delivered to **anyone who needs additional support** to complete their application



Understand the **volumes of citizens engaged**, the **success of engagement** and the **number of completed applications**. This will be collected and monitored through **quarterly reporting**

Categories of 'vulnerability' as identified by the Home Office

- Gypsy, Roma and Traveller communities
- Homeless/rough sleepers
- People with disabilities and/or serious health conditions (e.g. physical or mental impairments)
- Victims of modern slavery and/or trafficking
- Victims of domestic abuse
- Elderly
- Young adults who have left care
- Other vulnerable and at-risk communities



GRANTS SCHEME TIMELINE – INDICATIVE ONLY

Milestone	Start Date	End Date
Release Technical Notice including invite to teleconference	24/10/18	
Market engagement activity	09/11/18	23/11/18
Launch tender through online CCS e-sourcing portal	30/11/18	
Clarification period	03/12/18	14/12/18
Bid submission deadline	01/02/19	
Collate and evaluate submissions including due diligence	04/02/19	01/03/19
Grant agreement anticipated release date	W/C 08/04/19	
Mobilisation	From 08/04/19 onwards	

London compared to the rest of the UK

Table 1: Duration of residence in the UK, non-Irish EU nationals, 2017

Duration of residence in the UK	London	Rest of UK	All
Less than 10 years	608,000	1,292,000	1,900,000
10-19 years	276,000	660,000	936,000
20-29 years	66,000	72,000	138,000
30-39 years	26,000	28,000	54,000
40+ years	23,000	69,000	92,000
Born in the UK	92,000	207,000	299,000
Total	1,099,000	2,338,000	3,438,000

Source: Migration Observatory analysis of LFS, 2017. Figures may not sum to total due to rounding.

Kingston Data

Usual Residents whose country of birth is:	Number	%
England i	110,113	68.8
Scotland i	2,230	1.4
Wales i	1,650	1
Northern Ireland i	801	0.5
UK not otherwise specified i	26	0
Ireland i	1,981	1.2
EU: Member in March 2001 i	6,143	3.8
EU Accession countries April 2001 - March 2011 i	4,878	3
Other countries i	32,238	20.1

Source: ONS Census 2011

Original members in 1957: Belgium, France, Germany, Italy, Luxembourg and the Netherlands

1973: Denmark, Ireland and the United Kingdom

1981; 1986 Spain and Portugal

1995: Austria, Finland and Sweden

2004 Czech Republic, Estonia, Cyprus, Latvia, Lithuania, Hungary, Malta, Poland, Slovakia and Slovenia.

2007 Bulgaria and Romania; 2013 Croatia

Searching for Kingston data...

<https://iao.blob.core.windows.net/publications/reports/f11c199d237c4cb79bca5427bfe8511d/E09000021.html>

<https://data.london.gov.uk/dataset/country-of-birth>

<https://data.london.gov.uk/dataset/country-of-birth-ward-tools--2011-census->

http://www.nomisweb.co.uk/census/2011/small_population

<https://data.london.gov.uk/dataset/nationality>

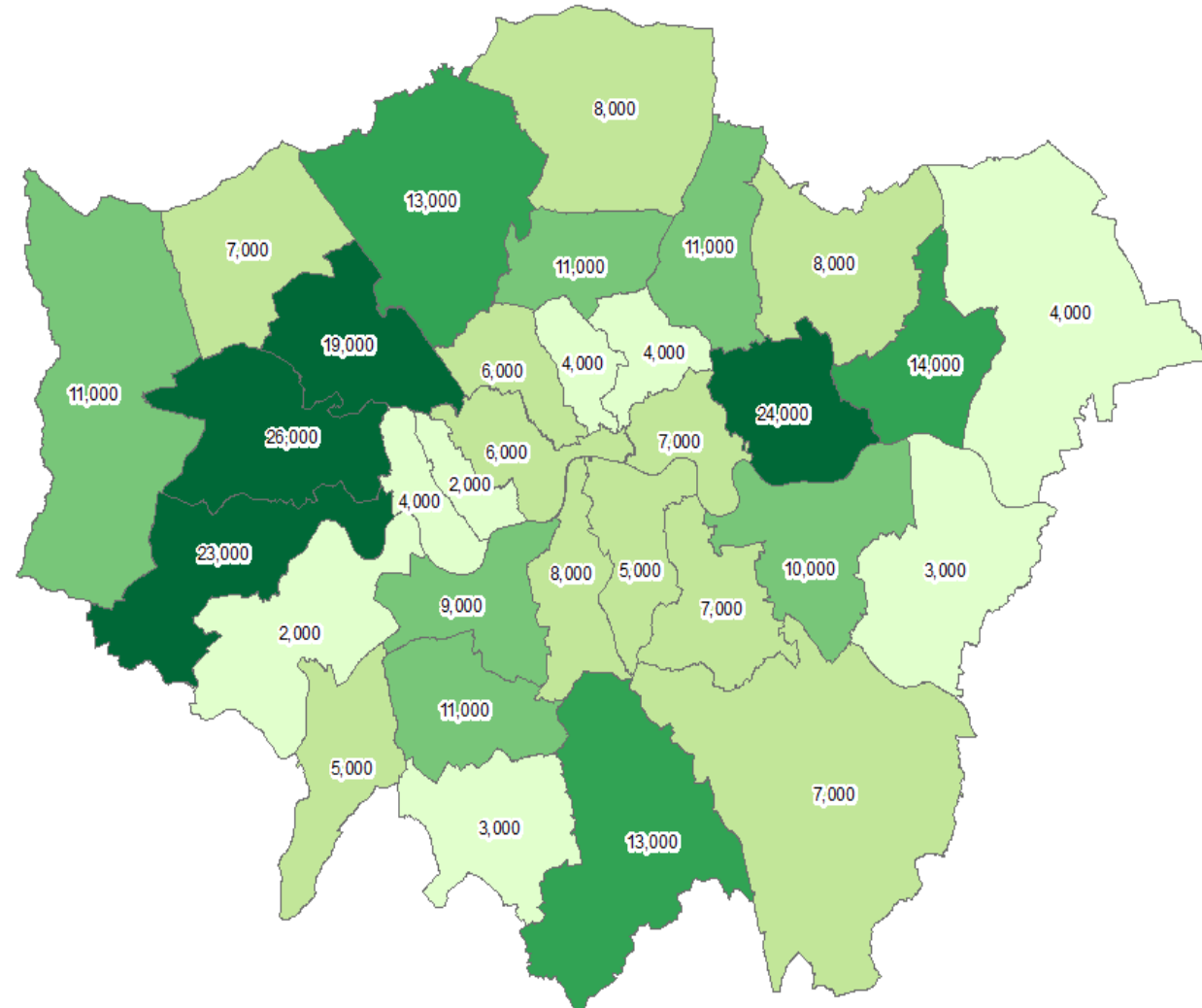
<https://data.london.gov.uk/dataset/population-electoral-roll-borough>

EU8-born, London, 2014

**Estimated number of residents born in EU8 countries
(thousands)**

- 2, 3 or 4 thousand
- 5, 6, 7 or 8 thousand
- 9, 10, 11 or 12 thousand
- 13, 14, 15 or 16 thousand
- 17 thousand or greater

The data has been provided by
ONS rounded to the nearest
thousand.

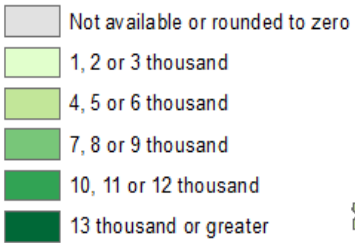


The data has been provided by ONS at a 95 per cent confidence interval. In some instances these confidence intervals are large meaning precision cannot be inferred.

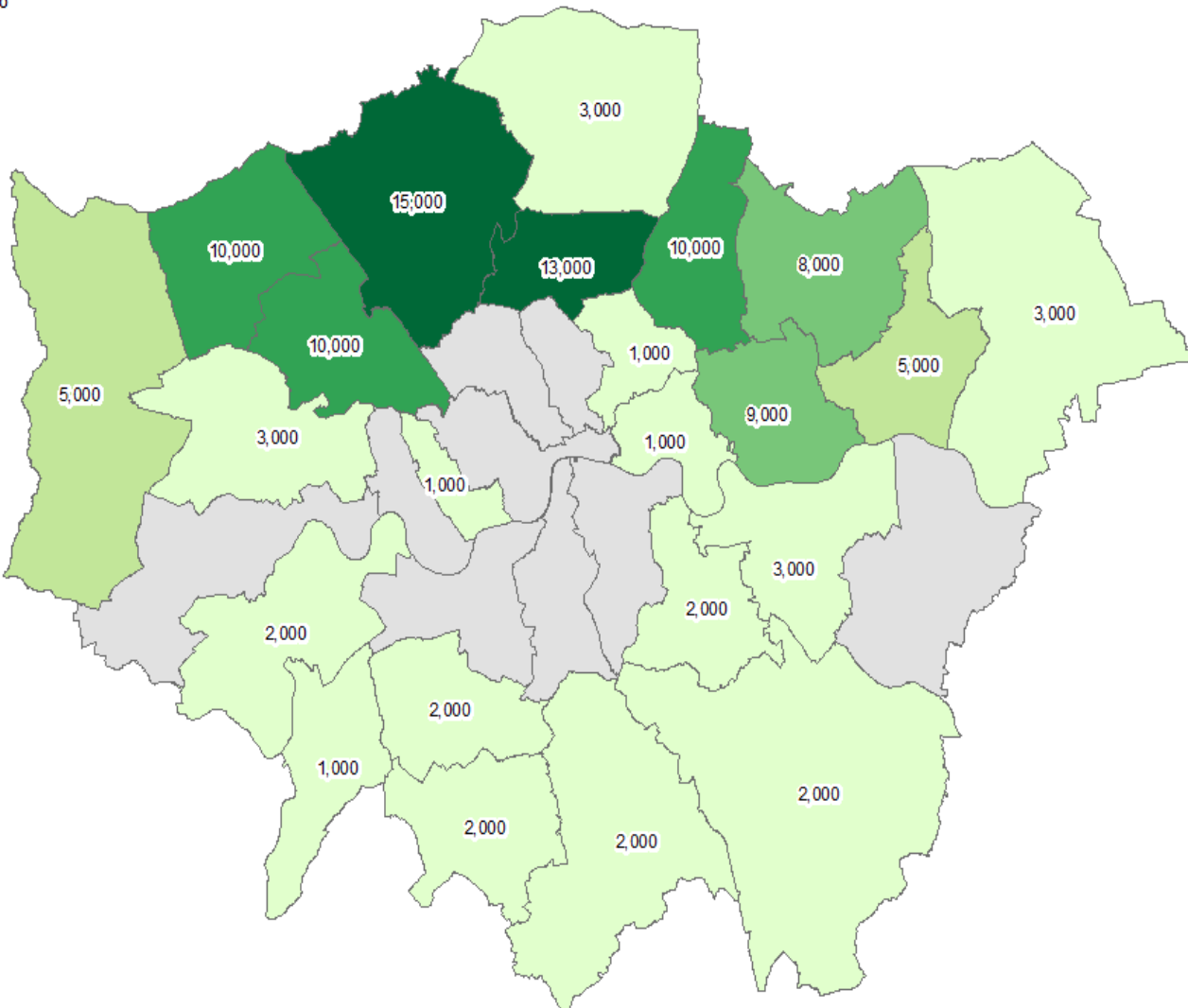
EU2- born London 2014

Estimated number of residents born in EU2 countries

(thousands)



The data has been provided by ONS rounded to the nearest thous and.



The data has been provided by ONS at a 95 per cent confidence interval. In some instances these confidence intervals are large meaning precision cannot be inferred

London EU born 2017, Data source – Office for National Statistics

Area Code	Area Name
E09000001	City of London
E09000002	Barking and Dagenham
E09000003	Barnet
E09000004	Bexley
E09000005	Brent
E09000006	Bromley
E09000007	Camden
E09000008	Croydon
E09000009	Ealing
E09000010	Enfield
E09000011	Greenwich
E09000012	Hackney
E09000013	Hammersmith and Fulham
E09000014	Haringey
E09000015	Harrow
E09000016	Havering
E09000017	Hillingdon
E09000018	Hounslow
E09000019	Islington
E09000020	Kensington and Chelsea
E09000021	Kingston upon Thames
E09000022	Lambeth
E09000023	Lewisham
E09000024	Merton
E09000025	Newham
E09000026	Redbridge
E09000027	Richmond upon Thames
E09000028	Southwark
E09000029	Sutton
E09000030	Tower Hamlets
E09000031	Waltham Forest
E09000032	Wandsworth
E09000033	Westminster

European Union									
European Union		European Union EU14		European Union EU8		European Union EU2		European Union Other	
estimate	CI +/-	estimate	CI +/-	estimate	CI +/-	estimate	CI +/-	estimate	CI +/-
.
31	8	11	5	12	5	8	4	c	c
54	16	18	9	13	8	21	10	c	c
10	5	3	3	4	3	3	3	.	.
74	16	37	11	13	7	24	9	c	c
12	7	5	4	4	4	3	3	.	.
33	10	27	9	2	3	c	c	3	3
37	13	17	9	16	8	4	4	c	c
65	18	31	13	30	13	3	4	c	c
28	11	11	7	8	6	9	6	c	c
36	11	17	8	13	7	5	4	c	c
33	11	23	9	8	5	1	2	c	c
35	10	27	9	6	4	1	2	c	c
54	12	26	9	19	7	9	5	c	c
48	12	15	7	8	5	24	9	1	2
16	7	7	5	4	4	4	4	.	.
28	10	13	7	10	6	5	4	c	c
44	14	26	11	14	8	4	4	.	.
29	10	22	8	7	5
28	8	27	7	1	2
17	6	8	4	5	3	4	3	c	c
49	17	33	14	14	9	2	4	.	.
45	13	21	9	17	8	6	5	c	c
18	8	7	5	7	5	2	3	1	2
79	19	39	14	26	11	13	8	.	.
45	12	18	7	8	5	19	7	c	c
18	7	14	6	3	3	1	2	.	.
50	14	35	12	6	5	8	6	c	c
13	6	5	4	7	4	1	2	c	c
45	14	39	13	5	5	c	c	.	.
39	12	10	6	14	7	15	8	.	.
55	17	44	15	10	7	.	.	c	c
54	14	44	12	5	4	4	4	1	1

EU 14:

Belgium, France, Germany, Italy, Luxembourg The Netherlands, Denmark Ireland, The United Kingdom Spain, Portugal Austria, Finland and Sweden

EU8:

Check Republic, Estonia, Hungary, Latvia, Lithuania, Poland, Slovakia, Slovenia

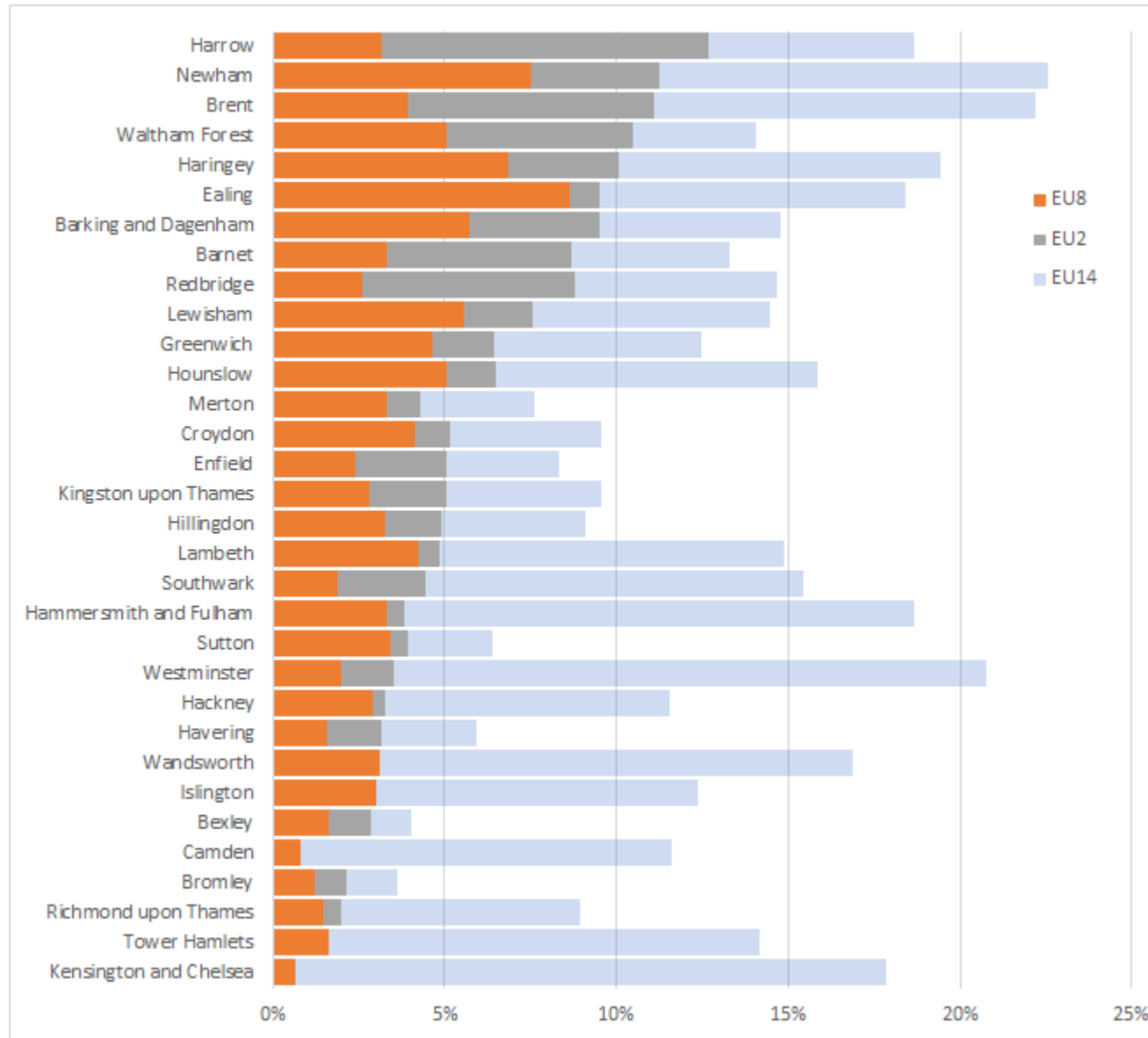
EU2:

Bulgaria, Romania

EU Other:

Malta, Croatia, Cyprus (EU)

% of EU born population in London boroughs, EU14+EU8+EU2 (2017)



When looked at it from this angle, Kingston is in the middle of all London boroughs with 5% of the population from EU8+2+, compared to 1% in Kensington and 13% in Harrow.

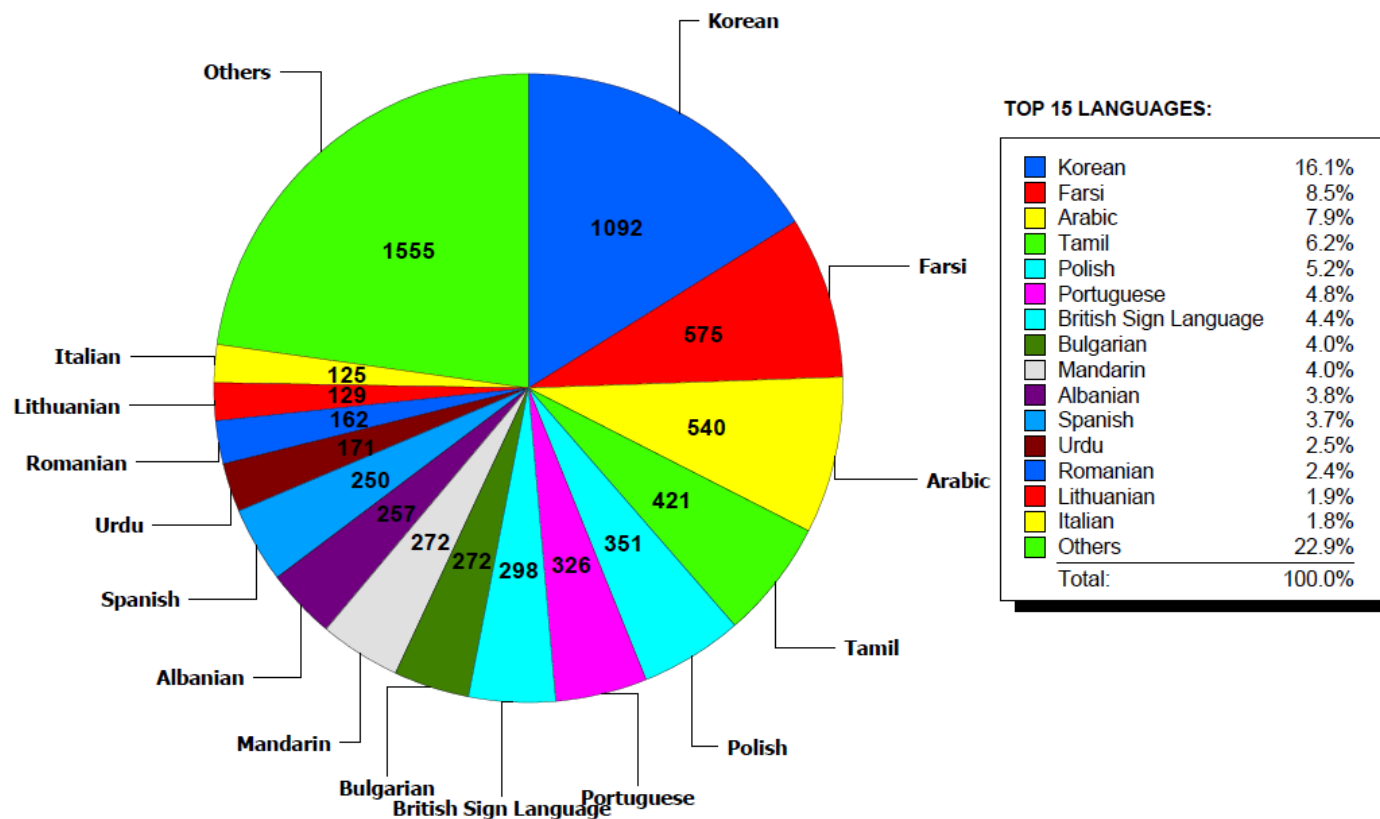
Data Source DWP – NINO registrations Jan – June 2018

A		B	C	D	E	F	G
Table 2: NINO registrations to adult overseas nationals entering the UK by Region / Local Authority and world region - registrations year to June 2018			European Union				
			TOTAL	European Union EU15	European Union EU8	European Union EU2	European Union Other
5	E09000001	City of London	1,398	272	29	16	6
7	E09000012	Hackney	6,482	3,253	335	358	36
3	E09000013	Hammersmith and Fulham	7,204	3,744	376	379	54
9	E09000014	Haringey	10,030	4,262	923	2,828	64
0	E09000019	Islington	7,344	3,531	368	255	59
1	E09000020	Kensington and Chelsea	5,473	2,824	185	221	37
2	E09000022	Lambeth	8,682	4,435	502	457	38
3	E09000023	Lewisham	5,511	2,120	398	1,063	33
4	E09000025	Newham	16,545	3,387	1,410	7,314	24
5	E09000028	Southwark	8,538	4,363	410	561	38
5	E09000030	Tower Hamlets	14,788	7,826	772	671	71
7	E09000032	Wandsworth	7,624	3,553	540	645	51
3	E09000033	Westminster	10,550	5,084	389	429	95
9	E09000002	Barking and Dagenham	5,322	763	499	2,809	..
0	E09000003	Barnet	8,814	2,562	968	2,795	60
1	E09000004	Bexley	1,622	364	194	563	8
2	E09000005	Brent	13,443	4,771	1,060	4,031	38
3	E09000006	Bromley	2,199	703	212	460	22
4	E09000008	Croydon	5,426	1,493	650	1,439	18
5	E09000009	Ealing	9,831	3,388	1,502	1,590	53
5	E09000010	Enfield	6,624	1,468	537	3,016	115
7	E09000011	Greenwich	5,341	1,416	490	1,450	18
3	E09000015	Harrow	6,797	642	364	4,304	7
9	E09000016	Havering	2,023	295	205	1,008	11
0	E09000017	Hillingdon	5,481	1,354	507	1,538	16
1	E09000018	Hounslow	8,406	2,065	1,044	2,181	13
2	E09000021	Kingston upon Thames	2,488	684	221	505	17
3	E09000024	Merton	4,499	1,349	598	1,141	15
4	E09000026	Redbridge	8,238	1,056	639	4,271	11
5	E09000027	Richmond upon Thames	2,113	835	181	220	10
5	E09000029	Sutton	1,561	372	182	395	9

Data from Kingston Organisations (Kingston Interpreting Services)

Job By Language - ALL Jobs

Between 31/10/2017 and 01/11/2018



23.8% top languages
EU countries

N.B. This breakdown does not include work which was cancelled at any stage.

Royal Borough of Kingston (Domestic Violence)

2. EU Nationals referred to Kingston DV services			
NATIONALITY	KINGSTON HUB	KINGSTON REFUGES	Grand Total
Bulgaria	2		2
Finland	1		1
France	1	1	2
Hungary	1		1
Ireland		1	1
Italy	2	1	3
Latvia		1	1
Poland	4	1	5
Portugal		1	1
Romania	4	1	5
Spain		2	2
Sweden	2		2
Grand Total	15	8	26
% of all Kingston referrals	4%	10%	6%

Data from Kingston organisations (other)

- Learn English at Home: 10+% of current clients are EU citizens 6 from Poland, 4 from Romania, 3 from Bulgaria, 2 from France and 1 from Italy)
- KAG Advocacy – 80 clients per year identify as EU citizens
- KCAH – 70 new registrations since January 2018
- Expecting data from: YDEAL, RAK, AfC... who else?

Applying for a grant – Kingston, South London, London?

'In which locations in England would you expect to provide support to EUSS applicants' (from the HO questionnaire)

London:

- Inner London – West
- Inner London – East
- Outer London – East and North East
- Outer London – South
- Outer London – West and North West

Questions to consider:

- Which of the intended high level strategic outcomes do we want to achieve in Kingston (what would the offer look like)?
- Is there an organisation in Kingston interested to deliver:
 - End-to-end service (working with eligible EU citizens through their application process; e.g. helping with paperwork, helping make calls on their behalf, explain outcome)?
 - Immigration Advice (providing advice and guidance to EU citizens with particularly complex circumstances)?
- Who will be the lead in Kingston?
- Shall we apply at the borough level or as a part of SLCVS Partnership?
- What are our concerns about the delivery of EUSS in Kingston?

Home Office Market engagement questionnaire

The questionnaire is designed for organisations in the community and voluntary sector to gauge level of interest in the EUSS Grant Scheme and to better understand the nature of EUSS Grant Scheme bids that might be submitted.

To complete the questionnaire go to:

<https://www.homeofficesurveys.homeoffice.gov.uk/s/EUSSGrantME/>

Deadline: 12pm 23 November 2018 (tomorrow!)